

ROLL & COVER

For this game you will need:

Dice sheet

1 die

Game board


Set of 10 cubes for each player
(each player has their own color)

Directions:


Students will take turns rolling the die and finding a shape on the board to cover that matches that description and cover it with their cube.

If a student rolls a 2, they will REMOVE one of their opponent's cubes from the board. If they roll a 6 their turn is skipped!

Students play until all shapes are covered and whoever has covered the most at the end, wins!




ROLL & COVER




0 sides



REMOVE ONE OF YOUR
OPPONENT'S PIECES!



3 sides



4 sides




5 sides or 6 sides



SKIP YOUR TURN!


ROLL & COVER




0 sides



REMOVE ONE OF YOUR
OPPONENT'S PIECES!



3 sides



4 sides



5 sides or 6 sides



SKIP YOUR TURN

ROLL & COVER

